

BRIGGS[®]

Vitreous China Products



2014

VITREOUS CHINA FIXTURES
SUGGESTED LIST PRICE GUIDE

www.briggsplumbing.com

BRIGGS® Plumbing Products

In 1908, Briggs was established in Detroit, Michigan as a company dedicated to enriching customer's lives with quality plumbing products at an affordable price. Over 100 years later, our goal remains the same.

Returning to American ownership in 2012, Briggs continues to be dedicated to superior customer service and providing innovative high quality products to the North American wholesale and retail markets. By making significant investments to expand our product line with new innovative products, Briggs will be accelerating its position as a name brand.

With a strong dedication to our mission, Briggs is a renewed American company positioned to provide quality plumbing products 100 years in the future.



1960s Briggs Beautyware Ads



For more information on Briggs please visit our website:

www.briggsplumbing.com

TABLE OF CONTENTS

Residential Fixtures

Toilets

High Efficiency Gravity, Altima: MAX, HET, 1.6 Gravity	2
Open Rim Gravity, Abingdon: HET, 1.6 Gravity	3
High Efficiency, Gravity Dual Flush: Conserver: Push Button, Lever	4

Hathaway Suite	5
-----------------------	----------

Toilet Express	7
-----------------------	----------

Lavatories

Pedestal Lavatories	10
Drop-In Lavatories	12
Undercounter Lavatories	12

Commercial Fixtures

Toilets

High Efficiency, Flush Valve	14
High Efficiency, Pressure Assisted	14

Urinals

High Efficiency, Large Wash-out	15
High Efficiency, Small Wash-out	15
Large Wash-out	15
Small Wash-out	16

Lavatories

Wall Mounted Lavatories	16
-------------------------	----

Accessories & Replacement Parts	18
--	-----------

Model Number Index	26
---------------------------	-----------

Terms and Conditions	31
-----------------------------	-----------

Warranty	32
-----------------	-----------

BRIGGS® TOILETS



PERFORMANCE WITH STYLE

Briggs Plumbing Products offer an extensive toilet line ranging from powerful flushing systems to water conservation to stylish profiles. Briggs toilets deliver long-lasting performance with numerous options that complement both bathrooms and lifestyles. Each and every Briggs toilet assures customer satisfaction with an industry-leading limited lifetime warranty.



All products displaying this symbol are water efficient products that meet EPA criteria for water efficiency and performance.



All products displaying this symbol meet ADA requirements as stated in the American Disabilities Act when installed in accordance to ADA guidelines.

TOILETS - HIGH EFFICIENCY GRAVITY, TWO PIECE

1.28 gpf/4.8 lpf

ALTIMA™MAX



- High efficiency toilet (HET) 1.28 gpf/4.8 lpf
- Oversized 3" flush valve
- 2" fully glazed trapway
- Color-matched plastic trip lever
- Sanitary guard on bowl

Altima™MAX



MODELS	DESCRIPTION	WT	CU	CARTON SIZE	WHITE	COLOR
4048	Altima™MAX Toilet, Elongated ComfortFit, 12" Rough-in	80	5.9		\$221.00	\$247.00
4388	Elongated ComfortFit Bowl	48	4.0	28.7/15.5/16	\$150.00	\$165.00
4140	Tank and Lid	32	1.9	17.72/18.82/9.65	\$71.00	\$82.00
4045	Altima™MAX Toilet, Elongated, 12" Rough-in	79	6.1		\$176.00	\$212.00
4385	Elongated Bowl	47	4.2	29.21/15.63/16	\$105.00	\$130.00
4140	Tank and Lid	32	1.9	17.72/18.82/9.65	\$71.00	\$82.00
4040	Altima™MAX Toilet, Round, 12" Rough-in	76	5.8		\$161.00	\$182.00
4380	Round Bowl	42	3.7	27.17/16/16	\$90.00	\$100.00
4140	Tank and Lid	32	1.9	17.72/18.82/9.65	\$71.00	\$82.00
7440	Tank Lid for 4140	12	0.3	2.56/19.69/9.65	\$42.00	\$52.00
ADDITIONAL TANKS						
4142	12" Rough-in Tank and Lid with Right-Hand Lever	29	1.9	17.72/18.82/9.65	\$71.00	N/A
Available Colors:		White (130), Biscuit (235), Bone (733)				

ALTIMA™ HET

MODELS	DESCRIPTION	WT	CU	CARTON SIZE	WHITE	COLOR
4128	Altima™HET Elongated ComfortFit Bowl, 12" Rough-in	48	4.0	28.7/15.5/16	\$143.00	N/A
4125	Altima™HET Elongated Bowl, 12" Rough-in	47	4.2	29.21/15.63/16	\$104.00	N/A
ADDITIONAL TANKS						
4134	10" Rough-in Tank and Lid	31	1.9	17.72/18.82/9.65	\$77.00	N/A
4135	14" Rough-in Tank and Lid	35	1.9	17/20.5/11.5	\$77.00	N/A
Available Colors:		White (130)				

TOILETS - SINGLE FLUSH GRAVITY, TWO PIECE

1.6 gpf/6.0 lpf

ALTIMA™



- Integral rim jets for a complete flush
- 2" glazed trapway
- Anti-siphon ballcock
- Color-matched trip lever
- Quick-connect tank with preinstalled tank-to-bowl bolts, washers and gasket
- Sanitary guard on bowl

MODELS	DESCRIPTION	WT	CU	CARTON SIZE	WHITE	COLOR
4234	Altima Toilet, Elongated ComfortFit, 12" Rough-in	86	6.0		\$193.00	\$218.00
4328	Elongated Bowl	52	4.6	18.19/27.9/15.63	\$143.00	\$154.00
4430	Tank and Lid	34	1.4	14.75/19.5/8.5	\$50.00	\$64.00
4233	Altima Toilet, Elongated, 12" Rough-in	81	5.5		\$153.00	\$193.00
4325	Elongated Bowl	47	4.1	15.6/28.31/16.06	\$103.00	\$129.00
4430	Tank and Lid	34	1.4	14.75/19.5/8.5	\$50.00	\$64.00
4232	Altima Toilet, Round, 12" Rough-in	76	5.0		\$121.00	\$154.00
4320	Round Bowl	42	3.6	15.35/26/15.75	\$71.00	\$90.00
4430	Tank and Lid	34	1.4	14.75/19.5/8.5	\$50.00	\$64.00
7469	Tank Lid for 4430	12	1.9	6.75/23/13	\$42.00	\$52.00
Available Colors:		White (130), Biscuit (235), Bone (733)				
ADDITIONAL TANKS						
4432	12" Rough-in Tank and Lid with Right-Hand Lever	34	1.4	14.75/19.5/8.5	\$63.00	\$81.00
4433	12" Rough-in Insulated Tank and Lid	34	1.4	14.75/19.5/8.5	\$86.00	N/A
4434	10" Rough-in Tank and Lid	30	1.4	15.5/20.5/7.5	\$77.00	\$86.00
4435	14" Rough-in Tank and Lid	35	2.3	17/20.5/11.5	\$77.00	\$96.00
Available Colors:		White (130), Biscuit (235), Bone (733). Varies, depending on model.				

TOILETS - HIGH EFFICIENCY GRAVITY, TWO PIECE

1.28 gpf/4.8 lpf

ABINGDON™ HET



- Wide, continuous open rim
- 2" glazed trapway
- Anti-siphon ballcock
- Color-matched trip lever
- Quick-connect tank with preinstalled tank-to-bowl bolts, washers and gasket
- Sanitary guard on bowl



MODELS	DESCRIPTION	WT	CU	CARTON SIZE	WHITE	COLOR
4834	Abingdon Toilet, Elongated ComfortFit, 12" Rough-in	77	5.1		\$197.00	\$217.00
4888	Elongated ComfortFit Bowl	43	3.7	17.5/28/16	\$135.00	\$145.00
4800	Tank and Lid	34	1.4	14.75/19.5/8.5	\$62.00	\$72.00
4833	Abingdon Toilet, Elongated, 12" Rough-in	72	4.5		\$154.00	\$174.00
4885	Elongated Bowl	38	3.1	15/28/16	\$92.00	\$102.00
4800	Tank and Lid	34	1.4	14.75/19.5/8.5	\$62.00	\$72.00
4832	Abingdon Toilet, Round, 12" Rough-in	69	4.3		\$131.00	\$151.00
4880	Round Bowl	35	2.9	15/26.25/15.25	\$69.00	\$79.00
4800	Tank and Lid	34	1.4	14.75/19.5/8.5	\$62.00	\$72.00
7469	Tank Lid for 4800	12	0.2	6.75/23/13	\$42.00	\$52.00
Available Color:		White (130), Biscuit (235), Bone (733)				

ADDITIONAL TANKS						
4802	12" Rough-in Tank and Lid	34	1.4	14.75/19.5/8.5	\$76.00	\$86.00
4804	10" Rough-in Tank and Lid	20	1.4	15.5/20.5/7.5	\$76.00	\$96.00
4805	14" Rough-in Tank and Lid	35	2.3	17/20.5/11.5	\$76.00	\$96.00
Available Color:		White (130), Available Container Direct: Biscuit (235), Bone (733)				

TOILETS - SINGLE FLUSH GRAVITY, TWO PIECE

1.6 gpf/6.0 lpf

ABINGDON™



- Wide, continuous open rim
- 2" glazed trapway
- Anti-siphon ballcock
- Color-matched trip lever
- Quick-connect tank with preinstalled tank-to-bowl bolts, washers and gasket
- Sanitary guard on bowl

MODELS	DESCRIPTION	WT	CU	CARTON SIZE	WHITE	COLOR
4231	Abingdon Toilet, Elongated ComfortFit, 12" Rough-in	77	5.1		\$192.00	\$214.00
4878	Elongated ComfortFit Bowl	43	3.7	17.5/28/16	\$135.00	\$145.00
4440	Tank and Lid	34	1.4	14.75/19.5/8.5	\$57.00	\$69.00
4764	Abingdon Toilet, Elongated, 12" Rough-in	72	4.5		\$149.00	\$171.00
4857	Elongated Bowl	38	3.1	15/28/16	\$92.00	\$102.00
4440	Tank and Lid	34	1.4	14.75/19.5/8.5	\$57.00	\$69.00
4759	Abingdon Toilet, Round, 12" Rough-in	69	4.3		\$116.00	\$138.00
4855	Round Bowl	35	2.9	15/26.25/15.25	\$59.00	\$69.00
4440	Tank and Lid	34	1.4	14.75/19.5/8.5	\$57.00	\$69.00
7469	Tank Lid for 4440	12	0.2	6.75/23/13	\$42.00	\$52.00
Available Color:		White (130), Biscuit (235), Bone (733)				

ADDITIONAL TANKS						
4442	12" Rough-in Tank and Lid with Right-Hand Lever	34	1.4	14.75/19.5/8.5	\$68.00	\$78.00
4444	10" Rough-in Tank and Lid	20	1.4	15.5/20.5/7.5	\$72.00	\$82.00
4445	14" Rough-in Tank and Lid	35	2.3	17/20.5/11.5	\$72.00	\$82.00
Available Color:		White (130), Available Container Direct: Biscuit (235), Bone (733)				

TOILETS - HIGH EFFICIENCY GRAVITY, TWO PIECE

1.0 gpf or 1.6 gpf

CONSERVER DUAL FLUSH- PUSH BUTTON



- High efficiency toilet (HET) 1.0 gpf/1.6 gpf (3.8 lpf/6.0 lpf)
- Averages 1.28 gal per flush / 4.8 liters per flush
- Choose from either 1.0 gpf/3.8 lpf or 1.6 gpf/6.0 lpf
- Fully glazed 2" trapway
- Top-mounted push button flush release



MODELS	DESCRIPTION	WT	CU	CARTON SIZE	WHITE	COLOR
4209	Conserver Dual Flush Toilet, Elongated ComfortFit, 12" RI	78	4.9		\$286.00	\$308.00
4378	Elongated ComfortFit Bowl	49	3.7	28/17.5/15.5	\$143.00	\$154.00
4484	Tank and Lid	29	1.2	17/8/15	\$143.00	\$154.00
4208	Conserver Dual Flush Toilet, Elongated, 12" Rough-in	72	4.4		\$243.00	N/A
4375	Elongated Bowl	43	3.2	27.25/16.25/15.5	\$100.00	N/A
4484	Tank and Lid	29	1.2	17/8/15	\$143.00	N/A
4207	Conserver Dual Flush Toilet, Round, 12" Rough-in	69	4.2		\$214.00	\$235.00
4370	Round Bowl	40	3.0	25.75/15/15.5	\$71.00	\$81.00
4484	Tank and Lid	29	1.2	17/8/15	\$143.00	\$154.00
7484	Tank Lid for 4484	10	0.1	16.5/7.75/2	\$42.00	\$52.00
Available Colors: White (130), Biscuit (235), Bone (733). Varies depending on model.						

CONSERVER DUAL FLUSH- LEVER HANDLE



- High efficiency toilet (HET) 1.0 gpf/1.6 gpf (3.8 lpf/6.0 lpf)
- Averages 1.28 gal per flush / 4.8 liters per flush
- Choose from either 1.0 gpf/3.8 lpf or 1.6 gpf/6.0 lpf
- Fully glazed 2" trapway
- Chrome-colored flush lever



MODELS	DESCRIPTION	WT	CU	CARTON SIZE	WHITE	COLOR
4213	Conserver Dual Flush Toilet, Elongated ComfortFit, 12" RI	76	4.9		\$293.00	\$319.00
4378	Elongated ComfortFit Bowl	49	3.7	28/17.5/15.5	\$143.00	\$154.00
4488	Tank and Lid	27	1.2	17/8.5/14	\$150.00	\$165.00
4212	Conserver Dual Flush Toilet, Elongated, 12" Rough-in	70	4.4		\$250.00	N/A
4375	Elongated Bowl	43	3.2	27.25/16.25/15.5	\$100.00	N/A
4488	Tank and Lid	27	1.2	17/8.5/14	\$150.00	N/A
4211	Conserver Dual Flush Toilet, Round, 12" Rough-in	67	4.2		\$221.00	N/A
4370	Round Bowl	40	3.0	25.75/15/15.5	\$71.00	N/A
4488	Tank and Lid	27	1.2	17/8.5/14	\$150.00	N/A
7488	Tank Lid for 4488	10	0.1	16.5/7.75/2	\$42.00	\$52.00
Available Colors: White (130), Biscuit (235), Bone (733). Varies depending on model.						

HATHAWAY SUITE

THE PREMIUM BATH COLLECTION



TOILETS - HIGH EFFICIENCY GRAVITY, TWO PIECE

1.28 gpf/4.8 lpf

HATHAWAY™



- High efficiency toilet (HET) 1.28 gpf/4.8 lpf
- Oversized 3" flush valve
- 2-¼" fully glazed trapway
- Polished chrome trip lever
- Includes soft close toilet seat



THE PREMIUM BATH COLLECTION

MODELS	DESCRIPTION	WT	CU	CARTON SIZE	WHITE	COLOR
4218	Hathaway Toilet, Elongated ComfortFit, 12" Rough-in	93	6.0		\$515.00	\$575.00
4368	Elongated Bowl	59	6.7	30.6/17.3/21.9	\$285.00	\$315.00
4461	Tank and Lid	34	1.9	19.2/10.2/16.5	\$230.00	\$260.00
7468	Tank Lid for 4461	12	0.4	3.98/18.5/8.58/	\$42.00	\$52.00
Available Colors:		White (130), Biscuit (235)				

PEDESTAL LAVATORIES

HATHAWAY™ PEDESTAL LAVATORY



- 27-9/16" x 22" rectangular lavatory
- Regal design
- Spacious basin
- Mounting bracket included
- Faucet not included

THE PREMIUM BATH COLLECTION

MODELS	DESCRIPTION	WT	CU	CARTON SIZE	WHITE	COLOR
6612	Hathaway , Pedestal Lavatory, 27-9/16" x 22", 8" centers	97	7.3		\$410.00	\$490.00
6678	Lavatory, 8" centers	63	4.9	30.2/24.4/11.5	\$280.00	\$320.00
6669	Pedestal Leg	34	2.4	30.6/13.4/10	\$130.00	\$170.00
Available Colors:		White (130), Biscuit (235)				

HATHAWAY™ PEDESTAL LAVATORY



- 24" x 19-1/2" rectangular lavatory
- Regal design
- Spacious basin
- Mounting bracket included
- Faucet not included
- 4" centers shown

THE PREMIUM BATH COLLECTION

MODELS	DESCRIPTION	WT	CU	CARTON SIZE	WHITE	COLOR
6613	Hathaway , Pedestal Lavatory, 24" x 19-1/2", 4" centers	79	5.8		\$380.00	\$440.00
6664	Lavatory, 4" centers	45	3.4	26.7/21.7/10.2	\$250.00	\$270.00
6669	Pedestal Leg	34	2.4	30.6/13.4/10	\$130.00	\$170.00
6614	Hathaway , Pedestal Lavatory, 24" x 19-1/2", 8" centers	79	5.8		\$205.00	
6668	Lavatory, 8" centers	45	4.5	26.7/21.7/10.2	\$75.00	N/A
6669	Pedestal Leg	34	3.4	30.6/13.4/10	\$130.00	N/A
Available Colors:		White (130), Biscuit (235)				

DROP-IN LAVATORIES

HATHAWAY™ DROP-IN LAVATORY



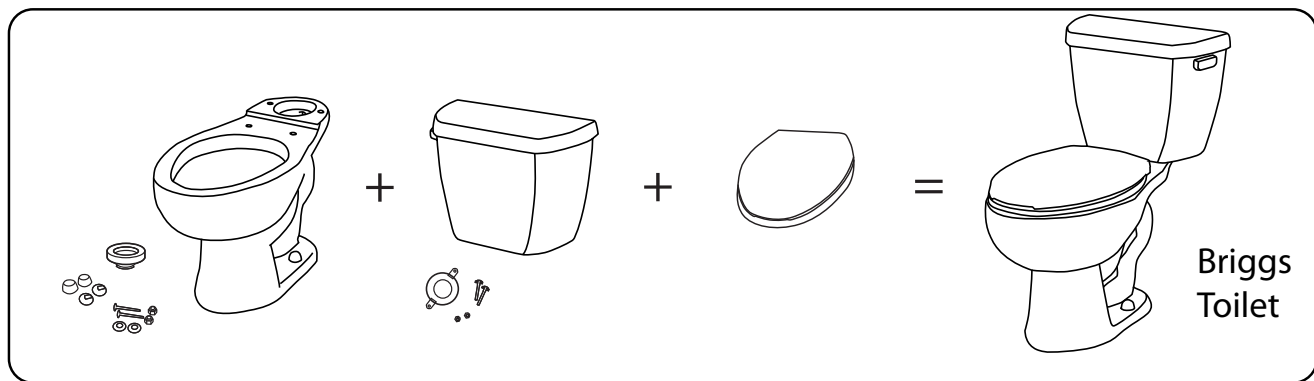
- 22-5/8" x 17-11/16" rectangular lavatory
- High-gloss vitreous china resists scratches
- Self-rimming installation
- Faucet not included
- 8" centers shown

THE PREMIUM BATH COLLECTION

MODELS	DESCRIPTION	WT	CU	CARTON SIZE	WHITE	COLOR
6594	Hathaway , Lavatory, 22-5/8" x 17-11/16", 4" centers	28	3.0	25.5/20.4/10	\$240.00	\$260.00
6598	Hathaway , Lavatory, 22-5/8" x 17-11/16", 8" centers	28	3.0	25.5/20.4/10	\$240.00	\$260.00
Available Colors:		White (130), Biscuit (235)				

TOILET EXPRESS™

EVERYTHING BUT THE WATER.....



Includes everything you need for a quick and easy installation.....

Round, Elongated or ComfortFit ADA Bowl

Tank and Lid

Wax ring

Two flange bolts

Two tank-to-bowl nuts and bolts

Two bolt caps

Installation instructions

Toilet Express

MODELS	DESCRIPTION	WT	CU	CARTON SIZE	WHITE	COLOR
ROUND						
7001 130	Abingdon Toilet Express, Round, 12" Rough-in 4855 Round Bowl 4440 Tank and Lid	75	5.7	25.25/25/15.75	\$150.00	N/A
7002 733	Abingdon Toilet Express, Round, 12" Rough-in 4855 Round Bowl 4440 Tank and Lid	75	5.7	25.25/25/15.75	N/A	\$170.00
7021 130	Abingdon HET Toilet Express, Round, 12" Rough-in 4820 Round Bowl 4800 Tank and Lid	75	5.7	25.25/25/15.75	\$250.00	N/A
7004	Altima Toilet Express, Round, 12" Rough-in 4320 Round Bowl 4430 Tank and Lid	85	5.7	25.25/25/15.75	\$185.00	\$205.00
7004L	Altima Toilet Express, Round, Insulated 12" Rough-in 4320 Round Bowl 4433 Insulated Tank and Lid	85	5.7	25.25/25/15.75	\$215.00	N/A
7084	Altima MAX, Round, 12" Rough-in 4385 Round Bowl 4140 Tank and Lid	95	6.8	27.26.25/16.5	\$196.90	N/A
ELONGATED						
7006	Abingdon Toilet Express, Elongated, 12" Rough-in 4857 Elongated Bowl 4440 Tank and Lid	87	6.3	25.5/27.25/16	\$200.00	N/A
COMFORTFIT ADA						
7008	Abingdon Toilet Express, ComfortFit ADA, 12" Rough-in 4878 Elongated ComfortFit Bowl 4440 Tank and Lid	83	6.3	27.5/27.5/15.75	\$290.00	N/A
7028	Abingdon HET Toilet Express, ComfortFit ADA, 12" Rough-in 4888 Elongated ComfortFit Bowl 4800 Tank and Lid	83	6.3	27.5/27.5/15.75	\$236.50	\$269.50
7007	Altima Toilet Express, ComfortFit ADA, 12" Rough-in 4328 Elongated ComfortFit Bowl 4430 Tank and Lid	89	6.3	27.5/27.5/16	\$290.00	\$310.00
7086	Altima MAX Toilet Express, ComfortFit ADA, 12" Rough-in 4388 Elongated ComfortFit Bowl 4140 Tank and Lid	100	7.6	28/28.25/16.5	\$247.50	N/A
Available Colors:	White (130), Bone (733)					



BRIGGS[®] LAVATORIES



SELECTION WITH STYLE

Briggs enhances both high-traffic and casual bath and powder rooms with a broad range of lavatories. From the stylish Hathaway collection to traditional drop-in basins, Briggs lavatories will complement any décor, whether elegant or edgy offering brilliant, polished surfaces that resist staining, discoloration and fading. Briggs provides a high quality product for many years to come.

PEDESTAL LAVATORIES

ALTIMA™



- Full size
- Sculpted basin
- Contemporary design
- Concealed overflow
- Mounting bracket included
- Faucet not included

MODELS	DESCRIPTION	WT	CU	CARTON SIZE	WHITE	COLOR
6655	Altima Pedestal Lavatory, 24" x 19", 4" Centers	55	3.0		\$160.00	\$210.00
6634	Lavatory, 4" Centers	38	2.3	8/19.5/24.5	\$110.00	\$150.00
6683	Pedestal Leg	17	0.7	6.25/8/28	\$50.00	\$60.00
6657	Altima Pedestal Lavatory, 24" x 19", 8" Centers	55	3.0		\$160.00	\$210.00
6638	Lavatory, 8" Centers	29	2.3	8/19.5/24.5	\$110.00	\$150.00
6683	Pedestal Leg	17	0.7	6.25/8/28	\$50.00	\$60.00
Available Colors:		White (130), Biscuit (235), Bone (733)				

PETITE ALTIMA™



- Compact size
- Sculpted basin
- Contemporary design
- Concealed overflow
- Mounting bracket included
- Faucet not included

MODELS	DESCRIPTION	WT	CU	CARTON SIZE	WHITE	COLOR
6650	Petite Altima Pedestal Lavatory, 20" x 18", 4" Centers	45	2.6		\$105.00	\$132.00
6624	Lavatory, 4" Centers	29	1.9	8.75/19/20.5	\$55.00	\$72.00
6683	Pedestal Leg	17	0.7	6.25/8/28	\$50.00	\$60.00
6652	Petite Altima Pedestal Lavatory, 20" x 18", 8" Centers	45	2.6		\$105.00	\$132.00
6628	Lavatory, 8" Centers	29	1.9	8.75/19/20.5	\$55.00	\$72.00
6683	Pedestal Leg	17	0.7	6.25/8/28	\$50.00	\$60.00
Available Colors:		White (130), Biscuit (235), Bone (733)				

SANTEE



- Full size
- Sculpted, stylish basin
- Contemporary design
- Concealed overflow
- Faucet not included

Available August 2014

MODELS	DESCRIPTION	WT	CU	CARTON SIZE	WHITE	COLOR
6674	Santee Pedestal Lavatory, 24.4" x 20.07", 4" Centers	57	2.6		\$210.00	
6684	Lavatory, 4" Centers	38	1.9	8/19.5/24.5	\$145.00	N/A
6686	Pedestal Leg	19	0.7	6.25/8/28	\$65.00	N/A
Available Colors:		White (130)				

BRIGGS[®] LAVATORIES



SELECTION WITH STYLE

Briggs enhances both high-traffic and casual bath and powder rooms with a broad range of lavatories. From the stylish Hathaway collection to the traditional drop-in basins, Briggs lavatories will complement any décor, whether elegant or edgy offering brilliant, polished surfaces that resist staining, discoloration and fading, providing a high quality product for many years to come.

DROP-IN LAVATORIES

ALTIMA™ OVAL



- 20" x 17" oval lavatory
- High-gloss vitreous china resists scratches
- Concealed front overflow
- Self-rimming installation
- Faucet not included

MODELS	DESCRIPTION	WT	CU	CARTON SIZE	WHITE	COLOR
6534	Altima Oval Lavatory, 20" x 17" Oval, 4" Centers	19	1.6	8/18/20.5	\$65.00	\$85.00
6538	Altima Oval Lavatory, 20" x 17" Oval, 8" Centers	19	1.6	8/18/20.5	\$65.00	\$85.00
Available Colors:		White (130), Biscuit (235), Bone (733)				

ALTIMA™ ROUND



- 19" round lavatory
- High-gloss vitreous china resists scratches
- Concealed front overflow
- Self-rimming installation
- Faucet not included

MODELS	DESCRIPTION	WT	CU	CARTON SIZE	WHITE	COLOR
6524	Altima Round Lavatory, 19" Round, 4" Centers	18	1.9	8.5/19.5/20	\$65.00	\$85.00
6528	Altima Round Lavatory, 19" Round, 8" Centers	18	1.9	8.5/19.5/20	\$65.00	\$85.00
Available Colors:		White (130), Biscuit (235), Bone (733)				

UNDERCOUNTER LAVATORIES

MARLOWE™



- Oval undercounter lavatory
- High-gloss vitreous china resists scratches
- Concealed front overflow
- 19" x 16" external dimensions, Model 6504
- 14" x 17" internal dimensions, Model 6504
- 17-1/2" x 14-1/2" external dimensions, Model 6508
- 15-3/4" x 12-1/2" internal dimensions, Model 6508
- Mounting clips not included
- Faucet not included

MODELS	DESCRIPTION	WT	CU	CARTON SIZE	WHITE	COLOR
6504	Marlowe Lavatory, 19" x 16" Oval, Undercounter Mount	15	1.7	8/18/19.25	\$69.00	\$89.00
6508	Marlowe Petite Lavatory, 17-1/2" x 14-1/2" Oval, Undercounter Mount	16	1.3	18.25/14.75/8.75	\$63.00	N/A
500039	Mounting Clips	N/A	N/A	N/A	\$5.05	N/A
Available Colors:		White (130), Biscuit (235), Bone (733). Varies, depending on model.				

BRIGGS® COMMERCIAL



RELIABILITY WITH STYLE

Recognized for performance and reliability, Briggs commercial fixtures are specifically manufactured to endure demanding applications. Briggs commercial products are specifically engineered to provide dependable performance for many years. Briggs wide style variety offers exceptional comfort and enhances the appeal of commercial bathrooms.



All products displaying this symbol are water efficient products that meet EPA criteria for water efficiency and performance.



All products displaying this symbol meet ADA requirements as stated in the American Disabilities Act when installed in accordance to ADA guidelines.

TOILETS - HIGH EFFICIENCY FLUSH VALVE

1.28 gpf/4.8 lpf

SULTAN™



- High efficiency toilet (HET) 1.28 gpf/4.8 lpf
- Wall-mounted flush valve toilet
- Siphon-jet flushing action
- 1-1/2" top inlet spud
- Integral rim for cleaner bowl
- 2-1/8" trapway
- Valve not included
- ADA compliant
- Product is WaterSense approved when used with WaterSense approved Flush Valve

Available 4th Quarter 2014



MODEL	DESCRIPTION		WT	CU	CARTON SIZE	WHITE	COLOR
7781	Sultan Toilet, Wall-Hung, Elongated Bowl	♿	49	5.1	16.1/25.87/15.75	\$200.00	N/A

Available Color: White (130)

CARLTON™



- Floor-mounted flush valve toilet
- Siphon-jet flushing action
- 1-1/2" top inlet spud
- Integral rim for cleaner bowl
- 2" trapway
- 19" x 9-1/2" footprint
- Valve not included
- Product is WaterSense approved when used with WaterSense approved Flush Valve

Available 4th Quarter 2014



MODELS	DESCRIPTION		WT	CU	CARTON SIZE	WHITE	COLOR
7791	Carlton Toilet, Floor-Mounted, 17" High Elongated ComfortFit Bowl, 10" Rough-in	♿	58	4.4	20.75/28/10.25	\$210.00	N/A
7711	Carlton Toilet, Floor-Mounted, Elongated Bowl, 10" Rough-In		45	4.5	17.5/28/16	\$165.00	N/A

Available Color: White (130)

TOILETS - HIGH EFFICIENCY PRESSURE ASSISTED

1.1 gpf/4.0 gpf

DALTON



- High efficiency toilet (HET) 1.1 gpf/4.0 lpf
- Pressure assisted tank
- 2-1/8" fully glazed trapway
- Polished chrome trip lever
- Quick-connect tank with preinstalled tank-to-bowl bolts, washers and gasket



MODELS	DESCRIPTION		WT	CU	CARTON SIZE	WHITE	COLOR
4698	Dalton Toilet, Elongated ComfortFit, 12" Rough-in		97	6.9		\$510.00	\$530.00
4323	Elongated ComfortFit Bowl		51	4.7	29.8/15.35/17.9	\$295.00	\$305.00
4100	Tank and Lid	♿	46	2.2	21/10.24/17.3	\$215.00	\$225.00
4695	Dalton Toilet, Elongated, 12" Rough-in		92	6.7		\$465.00	\$485.00
4322	Elongated Bowl		46	4.5	29.9/15.55/16.9	\$250.00	\$260.00
4100	Tank and Lid		46	2.2	21/10.24/17.3	\$215.00	\$225.00
4690	Dalton Toilet, Round, 12" Rough-in		88	6.2		\$423.00	\$443.00
4321	Round Bowl		42	4.0	27.8/15.16/16.38	\$208.00	\$218.00
4100	Tank and Lid		46	2.2	21/10.24/17.3	\$215.00	\$225.00
7404	Tank Lid for 4100		11	0.4	3.54/19.88/9.25	\$42.00	\$52.00

Available Color: White (130), Biscuit (235), Bone (733)

URINALS - HIGH EFFICIENCY


0.5 gpf/1.9 lpf

LAWTON™



- High efficiency urinal 0.5 gpf/1.9 lpf
- Wash-out flushing action
- 3/4" top inlet spud
- Integral flushing rim
- ADA compliant
- Hanging bracket included
- Valve not included
- Product is WaterSense approved when used with WaterSense approved Flush Valve



MODEL	DESCRIPTION	WT	CU	CARTON SIZE	WHITE	COLOR
7553	Lawton HEU Wash-Out Urinal 	60	5.1	20.1/28.66/15.35	\$325.00	N/A
Available Color:		White (130)				


HILTON™



- Siphon-jet flushing action
- 3/4" top inlet spud
- Integral flushing rim
- ADA compliant
- Includes trap
- Hanging bracket included
- Valve not included
- Product is WaterSense approved when used with WaterSense approved Flush Valve

Available June 2014



MODEL	DESCRIPTION	WT	CU	CARTON SIZE	WHITE	COLOR
7521	Hilton Siphon-Jet Urinal 	31	2.9	24.5/16/15.25	\$225.00	N/A
Available Color:		White (130)				


URINALS

1.0 gpf/3.8 lpf

WESTON™



- Siphon-jet flushing action
- 3/4" top inlet spud
- Integral reverse trap
- ADA compliant
- Hanging bracket included
- Valve not included

MODEL	DESCRIPTION	WT	CU	CARTON SIZE	WHITE	COLOR
7572	Weston Siphon-Jet Urinal 	54	4.9	30.75/12.5/19.75	\$325.00	N/A
Available Color:		White (130)				

URINALS


1.0 gpf/3.8 lpf

PENNTON™



- Wash-out flushing action
- 3/4" top inlet spud
- 1-1/2" outlet spud for exposed trap connection
- ADA compliant
- Hanging bracket included
- Valve not included

Available July 2014

MODEL	DESCRIPTION		WT	CU	CARTON SIZE	WHITE	COLOR
7505	Pennton Wash-Out Urinal		23	2.2	24.25/16/15.25	\$140.00	N/A
Available Color:		White (130)					

WALL-MOUNTED LAVATORIES

MILTON™



- 5" backsplash
- Punched for concealed arm carrier (not included)
- ADA compliant
- Includes wall hanger
- Faucet not included
- 4" centers shown

MODELS	DESCRIPTION	WT	CU	CARTON SIZE	WHITE	COLOR
6620	Milton Wall-Mounted Lavatory, 20" x 18", 4" Centers	39	2.8	12.75/19.75/20.75	\$114.00	N/A
6622	Milton Wall-Mounted Lavatory, 20" x 18", 8" Centers	39	2.8	12.75/19.75/20.75	\$114.00	N/A
Available Color:		White (130)				

WHITMAN™



- Anti-splash rim
- Concealed front overflow
- ADA compliant
- Includes wall hanger
- Faucet not included

MODEL	DESCRIPTION	WT	CU	CARTON SIZE	WHITE	COLOR
6619	Whitman Wall-Mounted Lavatory, 19" x 17", 4" Centers	31	2.1	18.25/20.25/10	\$65.00	N/A
Available Color:		White (130)				

BRIGGS® PARTS & ACCESSORIES



CONVENIENCE AND SUPPORT

Customers and suppliers can rely on Briggs® to provide a full line of accessories and replacement parts. We are dedicated to supporting our customers' business needs to maintain the end users' satisfaction.

Toilet Parts Breakdown

ABINGDON 1.6 gpf Tanks

Lid: 7469- Tanks 4440, 4442, 4443

Lid: 7454- Tank 4444

Lid: 7455- Tank 4445



ABINGDON HET 1.28 gpf Tanks

Lid: 7469- Tanks 4800, 4802, 4803

Lid: 7454- Tank 4804

Lid: 7455- Tank 4805



ALTIMA 1.6 gpf Tanks

Lid: 7469- Tanks 4430, 4432, 4433

Lid: 7454- Tank 4434

Lid: 7455- Tank 4435



ALTIMA HET 1.28 gpf Tanks

Lid: 7469- Tanks 4130, 4442, 4443

Lid: 7454- Tank 4444

Lid: 7455- Tank 4445



Part Breakdowns are subject to change without notice.

Toilet Parts Breakdown

CONSERVER DUAL FLUSH 1.6 or 1.0gpf Tank
PUSH BUTTON
Lid: 7484- Tanks 4484



A1260
List Price: \$17.20



BA24076
List Price: \$26.90
(Seal Only: 4484SL)
List Price: \$5.95



B500025
List Price: \$17.20

B351461
List Price: \$4.30

B321603
List Price: \$2.05

CONSERVER DUAL FLUSH 1.6 or 1.0 gpf Tank
LEVER HANDLE
Lid: 7488- Tanks 4488



A1260
List Price: \$17.20



BA2432
List Price: \$26.90
(Seal Only: 4484SL)
List Price: \$5.95



B4488TL
List Price: \$10.75

B351461
List Price: \$4.30

B321603
List Price: \$2.05

HATHAWAY 1.28 gpf Tank
3" FLUSH VALVE
Lid: 7468- Tanks 4461



B3800W
List Price: \$30.00



B4800H
List Price: \$30.00



B30313
List Price: \$7.15



B4801
List Price: \$11.50

ALTIMA MAX 1.28 gpf Tanks
3" FLUSH VALVE
Lid: 7440- Tank 4140, 4142, 4143



B3834
(2013 and before)
B351218
(2014 and after)



B4800GKit-2
(2013 and before)
B357108
(2014 and after)



White: **B358101**
Bone: **B358103**
Biscuit: **B358102**



B30313 (2013 and before)
B350001 (2014 and after)



B4802-2 (2013 and before)
B360529 (2014 and after)

Part Breakdowns are subject to change without notice.

REPLACEMENT PARTS & ACCESSORIES



















TANK TRIP LEVERS / ACTUATORS							
Product	Model	Description	List Price	Product	Model	Description	List Price
	5106	Tank lever for 3200, 4000, 4000A, 4100, 4200, 4300, 6000/01/02/05/06/11/12/14, 9000, 9100 tanks - chrome	\$8.10		B351577	Tank lever for 4460 tank - chrome	\$7.65
	5114	Tank lever for 4419/20/21/24/25/26/50, 4712/14/20/22/24/25/30/38/39/42/44/60/, 4920/30/50/60/68 and 7577 tanks - white	\$6.75		B351580	Tank lever for 4485 and 4486 tanks - chrome	\$9.45
	5115	Tank lever for 4419/20/21/24/25/26/50, 4712/14/20/22/24/25/30/38/39/42/44/60/75/77, 4920/30/50/60/68 tanks - bone	\$6.75		B351581	Tank right-hand lever for 4132, 4432 and 4442 tanks - chrome	\$9.45
	5116	Tank lever for 4419/20/21/22/24/25/26/50, 4712/14/20/22/24/30/60/90/95, 4920/30/50/60/68/90 tanks - chrome	\$6.75		B351584	Tank lever for 4464 tank - white	\$12.65
	5117	Tank lever for 4419/20/21/22/24/25/26/50, 4712/14/20/22/24/30/60/90/95, 4920/30/50/60/68/90 tanks - polished brass	\$24.15		B351587	Tank right-hand lever for 4132, 4432 and 4442 tanks - white	\$9.95
	5131	Tank lever for 4905 tank - chrome	\$12.10		B351588	Tank right-hand lever for 4132, 4432 and 4442 tanks - bone	\$9.95
	5151	Tank lever for 4985 tank - polished brass	\$29.55		B351590	Tank lever for 4464 tank - bone	\$13.90
	5159	Tank lever for 4980 tank - polished brass	\$29.55		B351591	Tank lever for 4464 tank - biscuit	\$13.90
	5176	Tank lever for 6022, 6024 and 6026 tanks - chrome	\$32.20		B357102	Tank lever for 4130, 4430, 4433, 4434, 4435, 4438, 4440, 4441, 4443, 4443L, 4444, 4445 tanks - white	\$6.75
	5177	Tank lever for 6022, 6024 and 6026 tanks - polished brass	\$59.05		B357104	Tank lever for 4130, 4430, 4433, 4434, 4435, 4438, 4440, 4441, 4443, 4443L, 4444, 4445 tanks - bone	\$6.75
	5182	Tank lever for 3200, 4000, 4000A, 4100, 4200, 4300, 6000/01/02/05/06/11/12/14, 9000, 9100 tanks - polished brass	\$29.55		B357105	Tank lever for 4430, 4433, 4434, 4435, 4438, 4440, 4441, 4443, 4443L, 4444, 4445 tanks - chrome	\$8.10
	5183	Tank lever for 4930 and 7340 tanks - antique brass	\$29.55		B357107	Tank lever for 4130, 4430, 4433, 4434, 4435, 4438, 4440, 4441, 4443, 4443L, 4444, 4445 tanks - biscuit	\$5.65
	5186	Tank lever for 6036 one-piece toilet - chrome	\$12.10		B358100	Tank lever for 4408 Vacuity tank - chrome	\$7.90
	5190	SP-90 75 tank lever complete - chrome	\$12.10		B4488TL	Tank lever for 4488 dual flush tank - chrome	\$10.75
	B351110	Tank lever for PF3112 and PF3212 tanks (Proflo) - white	\$6.75		B500003	Tank lever for 4400, 4401, and 4404 tanks - polished brass	\$16.10
	B351130	Tank lever for PF3112 and PF3212 tanks (Proflo) - chrome	\$6.30		B500025	Tank push button actuator for 4484 dual flush tanks - chrome	\$17.20
	B351180	Tank lever for 6080 and 6085 tanks - chrome	\$10.05		B500026	Tank push button actuator for 6070 and 6075 one-piece toilet tanks - chrome	\$32.20
	B351302	Tank lever for 4400 and 4404 tanks - chrome	\$15.00		B500027	Tank push button lever for 6070 and 6075 one-piece tanks - polished brass	\$59.05

REPLACEMENT PARTS & ACCESSORIES

TANK TRIP LEVERS / ACTUATORS

Product	Model	Description	List Price	Product	Model	Description	List Price
	B500028	Tank push actuator lever for 6031, 6032, 6035 and 6036 tanks - chrome	\$26.90		B5110 235	Tank lever for 4140 - biscuit	\$3.24
	B500040	Tank lever for 4420 tank - chrome	\$8.10		B5110 733	Tank lever for 4140 - bone	\$3.24
	B500058	Tank lever for 4430, 4431, 4433, 4440, 4441, and 4443 tanks - polished brass	\$24.15		B632516	Tank right-hand lever for 4494 tank - chrome	\$15.00
	B5081	Tank lever for 4461 tank - chrome	\$2.76		BA5412	Tank lever for 6045 one-piece tank - chrome	\$17.20
	B5110 130	Tank lever for 4140 - white	\$3.24				

FLAPPERS


















Product	Model	Description	List Price	Product	Model	Description	List Price
	5103	Flapper for 4000, 4000A and 4100	\$8.10		B360521	Flapper for 2241 and 2262 tanks	\$5.40
	5118	Plunger assembly for 6001, 6002, 6011, 6012, 6014 & 4300 tanks (1976 to 1980)	\$22.80		B360526	Flapper for 6082, 6083, 6087 and 6088 one-piece toilets. Use with B360525 flush valve	\$8.10
	5119	Plunger assembly for 1000, 1100, 3000 - 4300, 6000/01/02/05/06/11/12/14 tanks (before '76 & after '80)	\$22.80		B360528	Flapper for 6036 one-piece toilet	\$8.10
	5152	Flapper for 4420 and 4421 tanks	\$4.75		B4801	Flapper for 4461 tank	\$11.50
	5169	Triple seal ball. Use with flush valve assembly 5129	\$2.45		B4802-1	Flapper for 4494 tank	\$6.45
	5173	Flapper for 5173, 4300, 6001/02/05/06/11/12/14/22/24/26/36/70/75 tanks	\$8.80		B4802-2	Flapper for 4140 tank	\$11.50
	5180	Counter balance flapper only - use with 5180 and 4960 tank	\$15.05		B500038	Flapper for 4419, 4424, 4425 and 4426 tanks	\$6.75
	5184	Flapper for 4965 tank	\$4.70		B653302F	Flapper for 4430, 4438 and 4440 tanks	\$4.50
	B351304	Flapper for 4400 tank	\$10.05		BA4101	Flapper for 4130, 4132, 4133, 4134, and 4135 tanks	\$7.58

REPLACEMENT PARTS & ACCESSORIES

FLUSH VALVES							
Product	Model	Description	List Price	Product	Model	Description	List Price
	5105	Flush valve with flapper for 4960, 4975, and 4995 tanks (after April 1993)	\$8.10		B360525	Flush valve for 4494 tank	\$12.75
	5129	Flush valve kit for 1000, 1100, 3000, 4000, and 4100 tanks	\$64.40		B4800GKIT	Flush valve with flapper kit for 4494 tank	\$16.15
	5188	Flush valve with flapper for 6001, 6002, 6005, 6006, 6011, 6012, 6014, 6022, 6024, 6026, and 6036 one-piece tanks and 4300 tank	\$86.00		B4800GKIT-2	Flush valve with flapper kit for 4140 tank	\$19.50
	8027	Flush valve for 6070 and 6075 one-piece tanks	\$53.65		B4800H	Flush valve with flapper for 4461 tank	\$30.00
	653302	Flush valve for 4430, 4438 and 4440 tanks	\$10.75		B500011	Flush valve with flapper for 4419, 4425 and 4426 tanks	\$14.75
	B351214	Flush valve with flapper for 4430, 4431, 4432, and 4438 1.6 gpf tanks	\$14.75		BA21014	Flush valve for 6045 one-piece toilet tanks	\$10.75
	B351216	Flush valve with flapper for 4440, 4441, 4442, 4443, and 4443L 1.6 gpf tanks	\$14.75		BA2101KIT-1	Flush valve with flapper for 4130, 4132, and 4135 tanks	\$11.70
	B351238	Flush valve for 4490 (tanks dated July 2007 and later)	\$14.00		BA2101KIT-2	Flush valve with flapper for 4133 and 4134 tanks	\$11.70
	B360520	Flush valve with flapper for 6080 and 6085 one-piece toilet tanks	\$22.90		BA24076	Flush valve for 4484 dual flush tank	\$26.90
	B360524	Flush valve for 6036 one-piece toilet tank	\$16.15		BA2432	Flush valve for 4488 dual flush tank	\$26.90








REPLACEMENT PARTS & ACCESSORIES

FILL VALVES

Product	Model	Description	List Price	Product	Model	Description	List Price
	5150	Fill valve assembly use with 1000, 1100, 3000, 4000, and 4100 tanks	\$261.50		B360511	Fill valve for 6036 one-piece toilet	\$20.45
	5163	Fill valve assembly use with 4000, 4000A, 4100, 4200, (6001) one-piece toilets	\$201.15		B360605	Fill valve for 4490 tank	\$15.05
	5164	Fill valve assembly use with 6000, 6001, 6002, 6055, 6006, 6011 one-piece toilets and 3200, 4200, 4300, 9000, and 9100 tanks	\$201.15		B3800	Fill valve for 4494 tank	\$19.35
	5170	Fill valve for 4712, 4714, 4720, 4722, 4724, 4725, 4738, 4739, 4742, and 4744 tanks	\$21.45		B3800W	Fill valve for 4491 tank	\$30.00
	5192	IBIX ballcock with float rod and diverter assembly use with 6022, 6024 and 6036 one-piece toilets	\$84.95		B3834	Fill valve for 4140	\$19.50
	653300	Fill valve for 4440 tank	\$12.90		B500059	Fill valve for 4400, 4401, 4408, and 4408L Vacuity tanks	\$21.45
	653301	Fill valve for 4430 tank	\$12.90		BA1251	Fill valve for 6045 one-piece toilet	\$14.00
	B351215	Fill valve for 4440, 4443 and 4445 tanks	\$14.75		BA1260	Flush valve for 4484, 4488 and 4130 tanks	\$17.20
	B360510	Fill valve for 6083 and 6088 one-piece toilets	\$18.15				

REPLACEMENT PARTS & ACCESSORIES


















GASKETS

Product	Model	Description	List Price	Product	Model	Description	List Price
	8045	Tank to bowl gasket for TurboFlush	\$8.30		B351460	Tank to bowl gasket for 4490 tank	\$2.80
	B30313	Tank to bowl gasket for 4461 and 4140 tanks	\$7.15		B351461	Tank to bowl gasket for 4430 and 4440 tanks	\$4.30
	B351222	Tank to bowl gasket for 4440	\$4.30		B500029	Tank to bowl gasket for 4419, 4420, 4421, 4422, 4424, 4425, 4426, 4450 and 4480 tanks	\$2.70
	B351312	Vacuity system seal gasket for 4400, 4401, 4408, 4408L	\$5.15				

WASHERS

Product	Model	Description	List Price	Product	Model	Description	List Price
	5134	Vent cap washer use with assembly 5101 (50 per pak)	\$80.50		5139	Cup washer use with assembly 5101 and 5119 (50 per pack)	\$37.60
	5135	Vent cap washer use with assembly 5124 and 5126. (50 per pak)	\$53.65		5140	Vent ball seat washer use with 5150 ballcock (50 per pak)	\$40.25
	5136	Seat washer use with assembly 5126 (50 per pak)	\$33.55		B351463	Bolt washers for tank to bowl	\$0.20
	5138	Plunger cup washer use with assembly 5101 and 5119 (50 per pak)	\$32.20		BGR-B500	Washer for 6090 Turbo flush	\$3.60

REPLACEMENT PARTS & ACCESSORIES

KITS / ASSEMBLIES							
Product	Model	Description	List Price	Product	Model	Description	List Price
	5101	Conversion kit to 62-8 ballcock. Includes all parts to update older ballcocks for 4000, 4000A, 4100 and 6001 (4200)	\$72.65		5132	Ballcock repair parts use with ballcock assembly 5150	\$42.90
	5110	Diverter valve parts use with ballcock assembly 5163	\$60.35		B321603	Parts bag - Use with 4400, 4430, 4431, 4432, 4433, 4434, 4435, 4438, 4440, 4441, 4442, 4443, 4443L, 4444, 4445, 4485, 4486, 4929, 4933 and 4965	\$2.05
	5112	Pump assembly use to repair diverter SP-5161	\$28.25		B350750	Cover lock package use with 4431, 4441 and 4443L tanks	\$40.25
	5121	Ballcock body parts use with ballcock assembly 5150	\$36.95		B351300	Vacuity system with hardware use with 4400, 4401, 4408 and 4408L	\$86.55
	5122	Stop assembly use with ballcock assembly 5150	\$25.50		B351500	Wax ring set with white bolt caps	\$1.85
	5124	Ballcock vent assembly. use with ballcock assembly 5150	\$41.55		B5143	Tank to bowl package use with 4930, 4950, 4964, 4965, 4968, 7240, 7340, 4930	\$6.75
	5126	Ballcock miscellaneous parts. use to repair ballcock 5150	\$18.80		B360400	Inner liner - Vacuity system use with 6040 one-piece toilet	\$152.70
	5127	Number 50 handle assembly use with 1000, 1100, 3000, 400, 4100 tanks	\$72.40		B375202	Connection and bracket kit use with 7560 and 7570 urinals	\$85.50
	5128	Number 60 handle assembly use with 1000, 1100, 3000, 400, 4100 tanks	\$80.50				

Vitreous China Model & Price Index

CATEGORY KEY: B = Basic C = Commercial L = Luxury S = Standard O = Opening Price Point

MODEL	PRICE	UPC#	CATEGORY	PAGE
4040 130	\$161.00	N/A	N/A	2
4040 235	\$182.00	N/A	N/A	2
4040 733	\$182.00	N/A	N/A	2
4045 130	\$176.00	N/A	N/A	2
4045 235	\$212.00	N/A	N/A	2
4045 733	\$212.00	N/A	N/A	2
4048 130	\$221.00	N/A	N/A	2
4048 235	\$247.00	N/A	N/A	2
4048 733	\$247.00	N/A	N/A	2
4100 130	\$215.00	6-71021-38192-0	B	14
4100 235	\$225.00	6-71021-38193-7	B	14
4100 733	\$225.00	6-71021-38194-4	B	14
4125 130	\$104.00	6-71021-37842-5	B	2
4128 130	\$143.00	6-71021-37845-6	B	2
4134 130	\$77.00	6-71021-37906-4	B	2
4135 130	\$77.00	6-71021-37909-5	B	2
4140 130	\$71.00	6-71021-38128-9	B	2
4140 235	\$82.00	6-71021-38129-6	B	2
4140 733	\$82.00	6-71021-38130-2	B	2
4142 130	\$71.00	6-71021-38131-9	B	2
4207 130	\$214.00	N/A	N/A	4
4207 235	\$235.00	N/A	N/A	4
4207 733	\$235.00	N/A	N/A	4
4208 130	\$243.00	N/A	N/A	4
4209 130	\$286.00	N/A	N/A	4
4209 235	\$308.00	N/A	N/A	4
4209 733	\$308.00	N/A	N/A	4
4211 130	\$214.00	N/A	N/A	4
4212 130	\$243.00	N/A	N/A	4
4213 130	\$286.00	N/A	N/A	4
4218 130	\$515.00	N/A	N/A	5
4218 235	\$575.00	N/A	N/A	5
4231 130	\$192.00	N/A	N/A	3
4231 235	\$214.00	N/A	N/A	3
4231 733	\$214.00	N/A	N/A	3
4232 130	\$121.00	N/A	N/A	2
4232 235	\$154.00	N/A	N/A	2
4232 733	\$154.00	N/A	N/A	2
4233 130	\$153.00	N/A	N/A	2
4233 235	\$193.00	N/A	N/A	2
4233 733	\$193.00	N/A	N/A	2
4234 130	\$193.00	N/A	N/A	2
4234 235	\$218.00	N/A	N/A	2
4234 733	\$218.00	N/A	N/A	2
4320 130	\$71.00	6-71021-26962-4	B	2
4320 235	\$90.00	6-71021-27399-7	B	2
4320 733	\$90.00	6-71021-26971-6	B	2
4321 130	\$208.00	6-71021-38180-7	B	14

MODEL	PRICE	UPC#	CATEGORY	PAGE
4321 235	\$218.00	6-71021-38181-4	B	14
4321 733	\$218.00	6-71021-38182-1	B	14
4322 130	\$250.00	6-71021-38183-8	B	14
4322 235	\$260.00	6-71021-38184-5	B	14
4322 733	\$260.00	6-71021-38185-2	B	14
4323 130	\$295.00	6-71021-38186-9	C	14
4323 235	\$305.00	6-71021-38187-6	C	14
4323 733	\$305.00	6-71021-38188-3	C	14
4325 130	\$103.00	6-71021-26974-7	B	2
4325 235	\$129.00	6-71021-27595-3	B	2
4325 733	\$129.00	6-71021-26983-9	B	2
4328 130	\$143.00	6-71021-27267-9	C	2
4328 235	\$154.00	6-71021-28045-2	C	2
4328 733	\$154.00	6-71021-27268-6	C	2
4368 130	\$285.00	6-71021-38140-8	L	5
4368 235	\$315.00	6-71021-38141-8	L	5
4370 130	\$71.00	6-71021-37513-4	B	4
4370 235	\$81.00	6-71021-37789-3	B	4
4370 733	\$81.00	6-71021-02315-8	B	4
4375 130	\$100.00	6-71021-37514-1	B	4
4378 130	\$143.00	6-71021-37793-0	C	4
4378 733	\$154.00	6-71021-37795-4	C	4
4380 130	\$90.00	6-71021-38119-7	B	2
4380 235	\$100.00	6-71021-38120-3	B	2
4380 733	\$100.00	6-71021-38121-0	B	2
4385 130	\$105.00	6-71021-38122-7	B	2
4385 235	\$130.00	6-71021-38123-4	B	2
4385 733	\$130.00	6-71021-38124-1	B	2
4388 130	\$150.00	6-71021-38125-8	C	2
4388 235	\$165.00	6-71021-38126-5	C	2
4388 733	\$165.00	6-71021-38127-2	C	2
4430 130	\$50.00	6-71021-29178-6	B	2
4430 235	\$64.00	6-71021-29249-3	B	2
4430 733	\$64.00	6-71021-29247-9	B	2
4432 130	\$63.00	6-71021-29787-0	B	2
4432 733	\$81.00	6-71021-29795-5	B	2
4433 130	\$86.00	6-71021-30157-7	B	2
4434 130	\$77.00	6-71021-30165-2	B	2
4434 235	\$86.00	6-71021-30173-7	B	2
4434 733	\$86.00	6-71021-30171-3	B	2
4435 130	\$77.00	6-71021-17867-4	B	2
4435 235	\$96.00	6-71021-30734-0	B	2
4435 733	\$96.00	6-71021-17871-1	B	2
4440 130	\$57.00	6-71021-29777-9	S	3
4440 235	\$69.00	6-71021-29257-8	S	3
4440 733	\$69.00	6-71021-29255-4	S	3
4442 130	\$68.00	6-71021-29878-5	B	3

Vitreous China Model & Price Number Index

CATEGORY KEY: B = Basic C = Commercial L = Luxury S = Standard O = Opening Price Point

MODEL	PRICE	UPC#	CATEGORY	PAGE
4444 130	\$72.00	6-71021-30183-6	B	3
4445 130	\$72.00	6-71021-30148-5	B	3
4461 130	\$230.00	6-71021-38142-5	L	5
4461 235	\$260.00	6-71021-38143-2	L	5
4484 130	\$143.00	6-71021-37512-7	B	4
4484 235	\$154.00	6-71021-37797-8	B	4
4484 733	\$154.00	6-71021-37798-5	B	4
4488 130	\$143.00	6-71021-37796-1	C	4
4690 130	\$423.00	N/A	N/A	14
4690 235	\$443.00	N/A	N/A	14
4690 733	\$443.00	N/A	N/A	14
4695 130	\$465.00	N/A	N/A	14
4695 235	\$485.00	N/A	N/A	14
4695 733	\$485.00	N/A	N/A	14
4698 130	\$510.00	N/A	N/A	14
4698 235	\$530.00	N/A	N/A	14
4698 733	\$530.00	N/A	N/A	14
4759 130	\$116.00	N/A	N/A	3
4764 130	\$149.00	N/A	N/A	3
4800 130	\$62.00	6-71021-38299-6	S	3
4800 235	\$72.00	6-71021-38300-9	S	3
4800 733	\$72.00	6-71021-38301-6	S	3
4802 130	\$76.00	6-71021-38302-3	S	3
4804 130	\$76.00	6-71021-38304-7	S	3
4805 130	\$76.00	6-71021-38307-8	S	3
4832 130	\$131.00	N/A	N/A	3
4832 235	\$151.00	N/A	N/A	3
4832 733	\$151.00	N/A	N/A	3
4833 130	\$154.00	N/A	N/A	3
4833 235	\$174.00	N/A	N/A	3
4833 733	\$174.00	N/A	N/A	3
4834 130	\$197.00	N/A	N/A	3
4834 235	\$217.00	N/A	N/A	3
4834 733	\$217.00	N/A	N/A	3
4855 130	\$59.00	6-71021-36583-8	O	3
4857 130	\$92.00	6-71021-36586-9	O	3
4878 130	\$135.00	6-71021-26468-1	O	3
4878 235	\$145.00	6-71021-27165-8	O	3
4878 733	\$145.00	6-71021-26792-7	O	3
4880 130	\$69.00	6-71021-38290-3	O	3
4880 235	\$79.00	6-71021-38291-0	O	3
4880 733	\$79.00	6-71021-38292-7	O	3
4885 130	\$92.00	6-71021-38293-4	O	3
4885 235	\$102.00	6-71021-38294-1	O	3
4885 733	\$102.00	6-71021-38295-8	O	3
4888 130	\$135.00	6-71021-38296-5	O	3
4888 235	\$145.00	6-71021-38297-2	O	3
4888 733	\$145.00	6-71021-38298-9	O	3
6504 130	\$69.00	6-71021-01707-2	B	12
6504 235	\$89.00	6-71021-27114-6	B	12
6504 733	\$89.00	6-71021-01696-9	B	12
6508 130	\$63.00	6-71021-37624-7	B	12
6524 130	\$65.00	6-71021-31527-7	B	12

MODEL	PRICE	UPC#	CATEGORY	PAGE
6524 235	\$85.00	6-71021-32341-8	B	12
6524 733	\$85.00	6-71021-31528-4	B	12
6528 130	\$65.00	6-71021-02004-1	B	12
6528 235	\$85.00	6-71021-29545-6	B	12
6528 733	\$85.00	6-71021-02007-2	B	12
6534 130	\$65.00	6-71021-32525-3	B	12
6534 235	\$85.00	6-71021-32212-1	B	12
6534 733	\$85.00	6-71021-31526-0	B	12
6538 130	\$65.00	6-71021-32170-4	B	12
6538 235	\$85.00	6-71021-32175-9	B	12
6538 733	\$85.00	6-71021-32177-3	B	12
6594 130	\$240.00	6-71021-38158-6	L	6
6594 235	\$260.00	6-71021-38159-3	L	6
6598 130	\$240.00	6-71021-38160-9	L	6
6598 235	\$260.00	6-71021-38161-6	L	6
6612 130	\$410.00	N/A	N/A	6
6612 235	\$490.00	N/A	N/A	6
6613 130	\$380.00	N/A	N/A	6
6613 235	\$440.00	N/A	N/A	6
6614 130	\$205.00	N/A	N/A	6
6619 130	\$65.00	6-71021-36472-5	C	16
6620 130	\$114.00	6-71021-02312-7	C	16
6622 130	\$114.00	6-71021-35031-5	C	16
6624 130	\$55.00	6-71021-31359-4	B	10
6624 235	\$72.00	6-71021-33087-4	B	10
6624 733	\$72.00	6-71021-31940-4	B	10
6628 130	\$55.00	6-71021-31360-0	B	10
6628 235	\$72.00	6-71021-34611-0	B	10
6628 733	\$72.00	6-71021-31942-8	B	10
6634 130	\$110.00	6-71021-31357-0	B	10
6634 235	\$150.00	6-71021-33088-1	B	10
6634 733	\$150.00	6-71021-31944-2	B	10
6638 130	\$110.00	6-71021-31358-7	B	10
6638 235	\$150.00	6-71021-33089-8	B	10
6638 733	\$150.00	6-71021-31946-6	B	10
6650 130	\$105.00	N/A	N/A	10
6650 235	\$132.00	N/A	N/A	10
6650 733	\$132.00	N/A	N/A	10
6652 130	\$105.00	N/A	N/A	10
6652 235	\$132.00	N/A	N/A	10
6652 733	\$132.00	N/A	N/A	10
6655 130	\$160.00	N/A	N/A	10
6655 235	\$210.00	N/A	N/A	10
6655 733	\$210.00	N/A	N/A	10
6657 130	\$160.00	N/A	N/A	10
6657 235	\$210.00	N/A	N/A	10
6657 733	\$210.00	N/A	N/A	10
6664 130	\$250.00	6-71021-38152-4	L	6
6664 235	\$270.00	6-71021-38153-1	L	6
6668 130	\$75.00	6-71021-38154-8	L	6
6669 130	\$130.00	6-71021-38156-2	L	6
6669 235	\$170.00	6-71021-38157-9	L	6
6674 130	\$210.00	N/A	N/A	10
6678 130	\$280.00	6-71021-38150-0	L	6

Vitreous China Model & Price Number Index

CATEGORY KEY: B = Basic C = Commercial L = Luxury S = Standard O = Opening Price Point

MODEL	PRICE	UPC#	CATEGORY	PAGE
6678 235	\$320.00	6-71021-38151-7	L	10
6683 130	\$50.00	6-71021-31351-8	B	10
6683 235	\$60.00	6-71021-33067-6	B	10
6683 733	\$60.00	6-71021-31948-0	B	10
6684 130	\$145.00	6-71021-38407-5	B	10
6686 130	\$65.00	6-71021-38408-2	B	10
7001 130	\$150.00	6-71021-31219-1	S	8
7002 733	\$170.00	6-71021-35081-0	S	8
7004 130	\$185.00	6-71021-35082-7	S	8
7004 733	\$205.00	6-71021-37492-2	S	8
7004L 103	\$215.00	6-71021-38281-1	S	8
7006 130	\$200.00	6-71021-35084-1	B	8
7007 130	\$290.00	6-71021-37490-8	C	8
7007 733	\$310.00	6-71021-37522-6	C	8
7008 130	\$290.00	6-71021-35085-8	C	8
7021 130	\$250.00	6-71021-38400-6	S	8
7021 733	\$250.00	6-71021-38401-3	S	8
7028 130	\$236.50	6-71021-38404-4	S	8
7028 733	\$269.50	6-71021-38405-1	S	8
7084 130	\$196.90	6-71021-38024-4	S	8
7086 130	\$247.50	6-71021-38026-8	C	8
7404 130	\$42.00	6-71021-38198-2	O	14
7454 130	\$42.00	6-71021-34691-2	B	N/A
7454 235	\$52.00	6-71021-34693-6	B	N/A

MODEL	PRICE	UPC#	CATEGORY	PAGE
7454 733	\$52.00	6-71021-37209-6	B	N/A
7455 130	\$42.00	6-71021-34694-3	B	N/A
7455 235	\$52.00	6-71021-34696-7	B	N/A
7455 733	\$52.00	6-71021-34695-0	B	N/A
7468 130	\$42.00	6-71021-38146-3	O	N/A
7468 235	\$52.00	6-71021-38147-0	O	N/A
7469 130	\$42.00	6-71021-28895-3	O	2
7469 235	\$52.00	6-71021-28903-5	O	2
7469 733	\$52.00	6-71021-28901-1	O	2
7484 130	\$42.00	6-71021-37515-8	O	4
7484 235	\$52.00	6-71021-37809-8	O	4
7484 733	\$52.00	6-71021-37810-4	O	4
7488 130	\$42.00	6-71021-37811-1	O	4
7488 235	\$52.00	6-71021-37899-9	O	4
7488 733	\$52.00	6-71021-37900-2	O	4
7505 130	\$140.00	6-71021-33477-3	C	16
7521 130	\$225.00	6-71021-37868-5	C	15
7553 130	\$325.00	6-71021-36646-3	C	15
7572 130	\$325.00	6-71021-33646-3	C	15
7711 130	\$165.00	6-71021-37865-4	C	14
7781 130	\$200.00	6-71021-37867-8	C	14
7791 130	\$210.00	6-71021-37866-1	C	14

Replacement Parts & Price Index

CATEGORY KEY: B = Basic C = Commercial L = Luxury S = Standard O = Opening Price Point

MODEL	PRICE	UPC#	PAGE
5067	\$160.95	6-71021-02941-9	N/A
5071	\$182.70	6-71021-02945-7	N/A
5076	\$5.40	6-71021-11582-2	N/A
5101	\$72.65	6-71021-02950-1	25
5103	\$8.10	6-71021-02951-8	21
5105	\$8.10	6-71021-29304-9	22
5106	\$8.10	6-71021-02953-2	20
5110	\$60.35	6-71021-02957-0	25
5112	\$28.25	6-71021-02959-4	25
5114	\$6.75	6-71021-29306-3	20
5115	\$6.75	6-71021-29186-1	20
5116	\$6.75	6-71021-29108-3	20
5117	\$24.15	6-71021-27108-5	20
5118	\$22.80	6-71021-02961-7	21
5119	\$22.80	6-71021-02962-4	21
5121	\$36.95	6-71021-02964-8	25
5122	\$25.50	6-71021-02965-5	25
5124	\$41.55	6-71021-02967-9	25
5126	\$18.80	6-71021-02969-3	25
5127	\$72.40	6-71021-02970-9	25
5128	\$80.50	6-71021-02971-6	25
5129	\$64.40	6-71021-02972-3	22
5131	\$12.10	6-71021-29307-0	20
5132	\$42.90	6-71021-02974-7	25
5134	\$80.50	6-71021-02975-4	24
5135	\$53.65	6-71021-02888-7	24
5136	\$33.55	6-71021-02891-7	24
5138	\$32.20	6-71021-02892-4	24
5139	\$37.60	6-71021-02894-8	24
5140	\$40.25	6-71021-02898-6	24
5146	\$85.85	6-71021-02903-7	N/A
5147	\$16.80	6-71021-02904-4	N/A
5150	\$261.50	6-71021-02905-1	23
5151	\$29.55	6-71021-19054-6	20
5152	\$4.75	6-71021-29183-0	21
5159	\$29.55	6-71021-29309-4	20
5163	\$201.15	6-71021-02911-2	23
5164	\$201.15	6-71021-02913-6	23
5169	\$2.45	6-71021-19198-7	21
5170	\$21.45	6-71021-08258-2	23
5173	\$8.80	6-71021-02923-5	21
5176	\$32.20	6-71021-08373-2	20
5177	\$59.05	6-71021-11507-5	20
5180	\$15.05	6-71021-12407-7	21
5182	\$29.55	6-71021-12257-8	20
5183	\$29.55	6-71021-12258-5	20
5184	\$4.70	6-71021-15246-9	21
5186	\$12.10	6-71021-15437-1	20
5188	\$86.00	6-71021-02929-7	22
5190	\$12.10	6-71021-02933-4	20
5192	\$84.95	6-71021-08468-5	23
5207	\$9.65	6-71021-36904-1	N/A

MODEL	PRICE	UPC#	PAGE
8026	\$22.65	6-71021-26062-1	N/A
8027	\$53.65	6-71021-26641-8	22
8045	\$8.30	6-71021-19128-4	24
653300	\$12.90	6-71021-38005-3	23
653301	\$12.90	6-71021-38006-0	23
653302	\$10.75	6-71021-38007-7	22
A1260	\$17.20	6-71021-37894-4	N/A
A2419	\$30.10	6-71021-38398-6	N/A
B321603	\$2.05	6-71021-35891-5	25
B350001	\$6.75	6-71021-38421-1	N/A
B350002	\$6.75	6-71021-38428-0	N/A
B350750	\$40.25	6-71021-35901-1	25
B351110	\$6.75	6-71021-36380-3	N/A
B351130	\$6.80	6-71021-35997-4	N/A
B351180	\$10.05	6-71021-35905-9	20
B351214	\$14.75	6-71021-35135-0	21
B351215	\$14.75	6-71021-35136-7	23
B351216	\$14.75	6-71021-35137-4	21
B351218	\$6.75	6-71021-38419-8	N/A
B351219	\$6.75	6-71021-38426-6	N/A
B351222	\$4.30	6-71021-38010-7	24
B351238	\$14.00	6-71021-37640-7	22
B351300	\$86.55	6-71021-35139-8	25
B351302	\$15.00	6-71021-35141-1	20
B351304	\$10.05	6-71021-34720-9	21
B351311	\$42.60	6-71021-34686-8	N/A
B351312	\$5.15	6-71021-35917-2	24
B351460	\$2.80	6-71021-37823-4	24
B351461	\$4.30	6-71021-35918-9	24
B351463	\$0.20	6-71021-36002-4	24
B351500	\$1.85	6-71021-34064-4	25
B351577	\$7.65	6-71021-37329-1	20
B351580	\$9.45	6-71021-35144-2	20
B351581	\$9.45	6-71021-3010-03	20
B351584	\$12.65	6-71021-37521-9	20
B351587	\$9.95	6-71021-37231-7	20
B351588	\$9.95	6-71021-37232-4	20
B351590	\$13.90	6-71021-37248-5	20
B351591	\$13.90	6-71021-37249-2	20
B357102	\$6.75	6-71021-35148-0	20
B357104	\$6.75	6-71021-35149-7	20
B357105	\$8.10	6-71021-35150-3	20
B357107	\$5.65	6-71021-37230-0	20
B357108	\$6.75	6-71021-38420-4	N/A
B357109	\$6.75	6-71021-38427-3	N/A
B358100	\$7.90	6-71021-35999-8	20
B358101	\$6.75	6-71021-38414-3	N/A
B358102	\$6.75	6-71021-38415-0	N/A
B358103	\$6.75	6-71021-38416-7	N/A
B358105	\$6.75	6-71021-38418-1	N/A
B358106	\$6.75	6-71021-38423-5	N/A

Replacement Parts & Price Index

CATEGORY KEY: B = Basic C = Commercial L = Luxury S = Standard O = Opening Price Point

MODEL	PRICE	UPC#	PAGE
B358107	\$6.75	6-71021-38424-2	N/A
B358108	\$6.75	6-71021-38425-9	N/A
B358109	\$6.75	6-71021-38430-3	N/A
B360400	\$152.70	6-71021-35932-5	25
B360510	\$18.15	6-71021-37818-0	23
B360511	\$20.45	6-71021-37827-2	23
B360520	\$22.90	6-71021-35936-3	22
B360521	\$5.40	6-71021-37165-5	21
B360524	\$16.15	6-71021-37831-9	22
B360525	\$12.75	6-71021-37819-7	22
B360526	\$8.10	6-71021-37820-3	21
B360527	\$5.40	6-71021-37822-7	N/A
B360528	\$8.10	6-71021-37826-5	21
B360529	\$6.75	6-71021-38422-8	N/A
B360530	\$6.75	6-71021-38429-7	N/A
B360605	\$15.05	6-71021-37639-1	N/A
B362270	\$0.35	6-71021-37998-9	N/A
B362271	\$0.10	6-71021-27371-3	N/A
B375010	\$12.30	6-71021-35937-0	N/A
B375011	\$7.15	6-71021-35154-1	N/A
B375012	\$9.45	6-71021-35155-8	N/A
B375015	\$5.55	6-71021-36086-4	N/A
B375202	\$85.50	6-71021-35942-4	25
B3777	\$1.00	6-71021-36512-8	N/A
B382000130	\$2.70	6-71021-35945-5	N/A
B382000235	\$2.70	6-71021-35950-9	N/A N/A
B382000733	\$2.70	6-71021-35954-7	N/A
B4484SL	\$5.95	6-71021-38034-3	N/A
B4488TL	\$10.75	6-71021-38035-0	20
B4800GKIT	\$16.15	6-71021-37893-7	22

MODEL	PRICE	UPC#	PAGE
B4802-1	\$6.45	6-71021-38011-4	21
B500003	\$16.10	6-71021-35956-1	20
B500011	\$14.75	6-71021-35961-5	22
B500025	\$17.20	6-71021-37825-8	20
B500026	\$32.20	6-71021-35966-0	20
B500027	\$59.05	6-71021-35967-7	20
B500028	\$26.90	6-71021-37824-1	21
B500029	\$2.70	6-71021-35968-4	24
B500038	\$6.75	6-71021-35970-7	21
B500039	\$5.05	6-71021-35971-4	N/A
B500040	\$8.10	6-71021-35972-1	21
B500058	\$24.15	6-71021-35985-1	21
B500059	\$21.45	6-71021-35986-8	23
B5081	\$2.76	6-71021-38269-9	21
B5110 130	\$3.24	6-71021-38263-7	21
B5110 235	\$3.24	6-71021-38264-4	21
B5110 733	\$3.24	6-71021-38265-1	21
B632516	\$15.00	6-71021-38116-6	21
B653302F	\$4.50	6-71021-38008-4	21
BA1251	\$14.00	6-71021-37994-1	23
BA1260	\$17.20	6-71021-37894-4	23
BA21014	\$10.75	6-71021-37995-8	22
BA2101KIT-1	\$11.70	6-71021-38271-2	N/A
BA2101KIT-2	\$11.70	6-71021-38272-9	N/A
BA24076	\$26.90	6-71021-37895-1	22
BA2432	\$26.90	6-71021-37896-8	22
BA4101	\$7.58	6-71021-38273-6	21
BA5412	\$17.20	6-71021-37997-2	21
BGR-B500	\$3.60	6-71021-37833-3	24

TERMS AND CONDITIONS

SALES POLICY

Products will be sold in those areas and to those Buyers as Briggs® shall specify from time-to-time in Area Price Bulletins.

SUGGESTED CONSUMER LIST PRICE

The possession of this Price List by anyone is not to be construed as an offer to sell at any price, any of the goods listed herein. All prices herein established supersede all previous prices and are in effect as of the date of publication.

PRICES ARE SUBJECT TO CHANGE WITHOUT NOTICE

The right is reserved to discontinue without notice the sales of any listed products. Suggested consumer prices are published solely as a guide to the trade in keeping with past trade practice. They are not intended to reflect, or to be represented as, the prices at which products by Briggs are actually, usually or customarily being sold to consumers in any market area. Each Seller must determine prices to consumers in accordance with his or her individual business judgment.

PRICE INCREASE

All orders accepted for immediate shipment prior to the effective date of the price increase will be invoiced at the price in effect at the time the order was placed.

RECEPTION OF ORDERS

All orders must be received at our corporate office in Goose Creek, South Carolina. The official address is 597 Old Mt. Holly Road, Suite 201, Goose Creek, SC 29445. Orders can be sent as well by electronic transfer methods according to our standard operational methods (EDI-Email-Fax).

TITLE

Title passes to Buyer upon delivery of goods by Briggs to the carrier at the shipping point, unless shipment is made in trucks owned or leased by Briggs.

FREIGHT

Freight prepaid as established.

MERCHANDISE RETURNED TO FACTORY OR WAREHOUSE

Merchandise may not be returned except with written approval from Briggs. If approved, credit for such return will be issued on the basis of the price at which the goods were originally invoiced, less a minimum re-stocking charge of no less than 20% or the actual cost of reconditioning and handling as determined by Briggs, and return freight will be at the Buyer's expense. Returns will be accepted for a period of two years from date of purchase. Discontinued items can not be returned.

SPECIAL MODIFICATIONS

Orders for products requiring special modifications will not be subject to change or cancellation after production has been scheduled. Such products will not be considered for return.

STANDARDS

Products by Briggs are designed and manufactured to comply with the requirements of CSA, ASME/ANSI and IAPMO where applicable.

SHIPPING WEIGHTS/DIMENSIONS

In our efforts to continually improve our products, Briggs will occasionally make design changes. We reserve the right to ship newly designed products to fill any order unless we agree in writing to do otherwise.

CLAIMS

All ware is inspected, checked and packed by experienced personnel. Precautions are taken against breakage or other damage in transit. Our responsibility ceases upon delivery of material in good order to the carrier. All claims for loss or damage in transit must be filed with the carrier by Buyer. Briggs will give all reasonable assistance to Buyer in collecting a loss or damaged claim from the carrier by furnishing duplicate invoices, affidavits showing count when loaded, method of loading, etc. Buyer should, in all cases, immediately report loss and/or damage to carrier and request inspection in case of damage. On a loss claim, Buyer should secure all pertinent information and include it with the signed exception report.

CONSENT TO PERSONAL JURISDICTION AND VENUE—GOVERNING LAW—WAIVER OF JURY TO TRIAL

The Buyer hereby agrees that any action brought by the Buyer or by Briggs arising out of the sale or use of the products referred to in the Price List shall be governed and determined in accordance with the statutory and decisional law of the State of South Carolina; and the Buyer hereby agrees that any controversy that may arise out of the sale or use of the products referred to in the Price List would involve complicated and difficult factual and legal issues and that, therefore, any action brought by Briggs against the Buyer or brought by the Buyer, alone or in combination with others, against Briggs, whether arising out of sale or use of the products referred to the Price List or otherwise, shall be determined by a Judge sitting without a jury.

WARRANTY



LIMITED LIFETIME WARRANTY

Briggs warrants its china product to be free from defects in material or workmanship for the lifetime of the product to the purchaser.

Briggs promises to provide a replacement china part for any china part of this product that proves, upon our inspection, to be defective in material or workmanship. All labor for de-installation and re-installation and transportation costs or charges incidental to warranty service is to be borne by the owner. Briggs provides no warranties, written or oral, beyond those contained in this Limited Lifetime Warranty.

EXCLUSIONS: The warranty expressly excludes plumbing fixtures fittings and toilet tank trim products including flush valve, ball cock and trip lever (See specific warranty exclusions outlined below for these products.). In no event shall Briggs be liable for incidental or consequential damages, for damages resulting from improper installation or for damages caused by handling, neglect, abuse or alteration. All implied warranties, including any warranty of fitness for any particular purpose of merchantability or those that might arise from a course of dealing with the purchaser, or usage of trade, are hereby disclaimed or excluded.



LIMITED ONE-YEAR WARRANTY

Briggs warrants its plumbing fittings and toilet tank trim including: ball cock, flush valve and trip lever products to be free from defects in material or workmanship for a period of one (1) year from the date of purchase, and Briggs promises to replace any of these products that proves, upon inspection and within one (1) year from

the date of purchase, to be defective in material or workmanship. All labor for de-installation and re-installation and transportation costs or charges incidental to warranty service are to be borne by the owner. Briggs provides no warranties, written or oral, beyond those contained in this Limited One Year Warranty.

EXCLUSIONS: In no event shall Briggs be liable for incidental or consequential damages, for damages resulting from improper installation, or for damages caused by handling, neglect, abuse or alteration. Briggs shall not be responsible or liable for any failure or damage to its plumbing fittings or toilet tank trim: ball cock, flush valve and/or trip lever products caused by the use of either chloramines or high concentration of chlorine, lime/iron sediments and/or minerals not removed from public water during the treatment of public water supplies or caused by toilet tank type cleaners containing chlorine, calcium hypochlorite or other chemicals. All implied warranties, including any implied warranty of fitness for any particular purpose or merchantability or those that might arise from a course of dealing with the purchaser or usages or trade, are hereby disclaimed and excluded.

HOW TO OBTAIN WARRANTY SERVICE FOR LIMITED LIFETIME OR LIMITED ONE-YEAR WARRANTIES

The Buyer should contact the Dealer or Builder from whom the product was purchased or upon written request addressed to: Briggs Plumbing, 597 Old Mt. Holly Road, Suite 201, Goose Creek, SC 29445. Any shipping charges associated with warranty service must be prepaid by the consumer. In all cases, proof of purchase will be required.

NOTE: Some states do not allow limitations on an implied warranty, and some states do not allow exclusions or limitations regarding incidental or consequential damages, so the above limitations may not apply to you. This warranty gives you specific legal rights, and you may have other rights that vary from state to state. No person is authorized to change, add to, or create any warranty or obligation other than that set forth herein.



BRIGGS[®]

Plumbing Products

www.briggsplumbing.com
800.888.4458